





ACCESSORIES

PRODUCT	DESCRIPTION	PARTNUMBER	WEIGHT	SINGLE BOX SIZE	EAN CODE
	Powerpack - 36 Wh with pouch	951.301	372 g	L: 14 cm, W: 8 cm, H: 7 cm	5704049908499
	Powerpack - 72 Wh with pouch	951.302	634 g	L: 22 cm, W: 8 cm, H: 7 cm	5704049908505
	Cable for B6r (70 cm)	950.301	54 g	L: 8 cm, W: 6 cm, H: 3 cm	5704049908512
	Adapter for GoPro Mounts	950.302	16 g	L: 8 cm, W: 6 cm, H: 3 cm	5704049908529

SPAREPARTS

PRODUCT	DESCRIPTION	PARTNUMBER	EAN CODE
	Cover for B6r head	995.3001	5704049908536
	Nylon fastener strap for power pack pouch - 40cm	995.3004	5704049908567
	Bike mount for B6r head	995.3005	5704049908574
	Lens: for B6r, complete replacement set	995.3006	5704049908581
	Nylon fastener straps: Set for Bikelight cable - 30cm	995.3007	5704049908598
	Li-Ion Battery Charger for B6r - 230 V - 8.4 V/2.5 A	995.3008	5704049908604
	Pouch: for Bikelight Power Pack 36 Wh	995.3009	5704049908611
	Pouch: for Bikelight Power Pack 72 Wh	995.3010	5704049908628

Distributor's Stamp:

Suprabeam is manufactured by the Steiner Group and distributed worldwide by:

Steiner A/S
Dyssen 3
DK-8200 Aarhus N, Denmark

Phone: +45 87 525 212
www.suprabeam.com
info@suprabeam.com


suprabeam®

B6r



4200 LUMENS


Li-ion
36 Wh


230 m


480 g


30°/70°

302.1001

KEY FEATURES / UNIQUE SELLING POINTS (USP)



RAM AIR COOLING SYSTEM

Performance cooling system for maximum power output. The solid aluminium housing with innovative cooling ribs absorbs the heat from the LED's and transfers it to the air.



SEPARATE ON/OFF SWITCH AND TOGGLE SWITCH (5 LEVELS)

Accidentally turning off the bike light while riding fast at night is the worst case scenario, so by separating the on/off and the light level switch we have completely removed that risk.



EASY AND FAST MOUNTING

The powerpack pouch can quick and easily be mounted on any bike frame, due to the universal design. Simply wrap the lid around the frame and tighten the straps securely.



QUICK RELEASE

Lamphead with quick release mounting. When you need to bring the B6r with you, simply twist it out of the mount and put it in the powerpack pouch for easy storage.



ROBUST BAJONET PLUG SYSTEM

The industrial grade bajonet plug system ensures an ultra-strong connection that will never fail you, no matter how hard you ride. When the cables are connected the locking mechanism automatically clicks into place and creates a tight connection, securely protected from water and dirt.



BATTERY INDICATOR ON HEAD AND POWERPACK

Both the lamphead and powerpack are equipped with an easily readable battery indicator, to keep track of the power level. The battery indicator on the powerpacks also works as a charging indicator showing the state of charge.

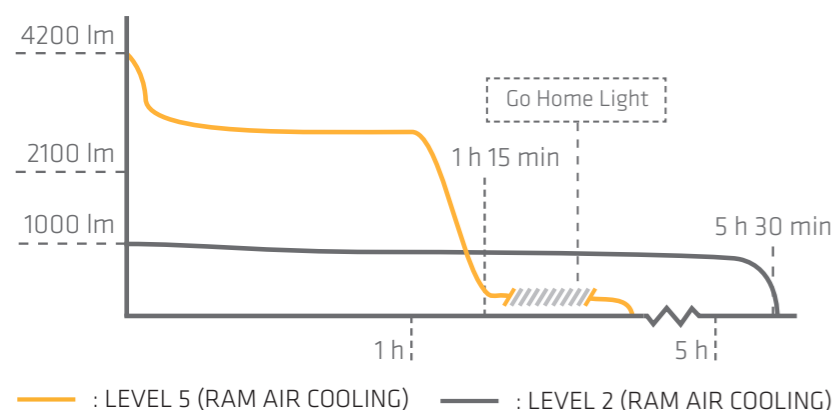
PACKAGING



PACKAGING

Customs Tariff Number:	8513 1000
Packaging:	Premium soft carry case
Single Box Content / Size / Weight:	1 pcs, height/width/depth: 18 x 23 x 7 cm / 950 g
Master Box Content / Size / Weight:	5 pcs, height/width/depth: 22 x 37 x 25 cm / 5.2 kg
Part. No.:	302.1001
EAN-CODE:	5704049905788

LIGHT CURVE AND RUNTIMES



LEVEL 5 (MAX)

4200 LUMENS 420 1 h | 15 min

LEVEL 3 (MEDIUM)

2000 LUMENS 200 2 h | 15 min

LEVEL 1 (LOW)

500 LUMENS 50 11 h | 30 min

SPECIFICATIONS

LED / Focus Configuration:	2 CREE Power Chips
Case Material / Surface Treatment:	Aluminium and Hi-Tech Plastic Compound
Case Color:	Black
Switch:	1 ON/OFF Switch and 1 Toggle Switch
Dimensions:	Powerpack: 9.2 x 5 x 3 cm, Head: 3.9 x 5.8 x 5.8 cm
Weight incl. Battery:	480 g
Ingress Protection Rating:	Water- and Dustresistant IP65
Temperature (Operation):	-20°C to +50°C

ELECTRONICS

Built in Controller:	Yes, 5-step Light Control with Toggle Switch
Standard Power Source:	1 x Li-ion (36 Wh - 5000 mAh)
Charging Time:	80% = 2 h, 100% = 4 h
Beam / Distance:	Fixed Beam Flood and Spot / 230 Meters
Luminous Flux:	Level 5: 4200 lm / Level 4: 3000 lm / Level 3: 2000 lm / Level 2: 1000 lm / Level 1: 500 lm
Lighting Time:	Level 5: 1 h 15 min / Level 4: 1 h 30 min / Level 3: 2 h 15 min / Level 2: 5 h 30 min / Level 1: 11 h 30 min
Accessories Included:	Pouch with Nylon Fastener, Handlebar Mount (31.8/35 mm), Li-ion Battery Charger - 230 V
Charging Temperature:	-0°C to +45°C

WHAT'S IN THE BOX

LAMPHEAD



POWERPACK 36 Wh



POUCH



HANDLEBAR MOUNT 31.8/35 mm



LI-ION BATTERY CHARGER - 230V



MANUAL

