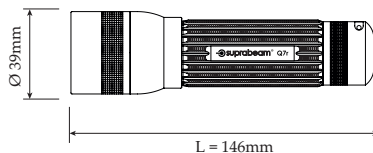


Technical data

Dimensions:	Length 146mm; Ø 39mm
Weight:	241g (incl. batteries)
Casing:	Anodized, aircraft grade aluminum
LED-Type (Output):	1 CREE Led Chip 300 Lumens in BOOST, 200lm in HIGH, 50lm in REDUCED, STROBE 10Hz (+/-15%)
Beam/Distance	Variable spot/floodlight
Battery lighting time:	<20 hours
Water resistant:	Splash water proof IPX4
Battery:	Li-ion 26650.



www.suprabeam.com
support@suprabeam.com

Manufactured by:
Steiner A/S, P.O. Pedersenvej 14A, DK-8200 Aarhus N, Denmark
Phone: +45 87 5252 12, Fax: +45 87 5252 15

We provide 5 years full warranty, which means that either we or our dealers will exchange any defective part of the lamp or the complete lamp within the warranty period. Warranty is invalid if it is clearly visible that damage is caused by abuse or mistreatment not following procedures of proper care and maintenance.
Batteries are not part of the warranty.

Suprabeam Warranty:



Thank you for purchasing our Suprabeam Q7r. Special task torch optimized size, weight and light effectiveness. Use of rechargeable Li-ion battery, modern LED chip and thermal power management guarantee extreme light power and durability. Raise your SENSE of security! Totally FOCUSED on proficiency

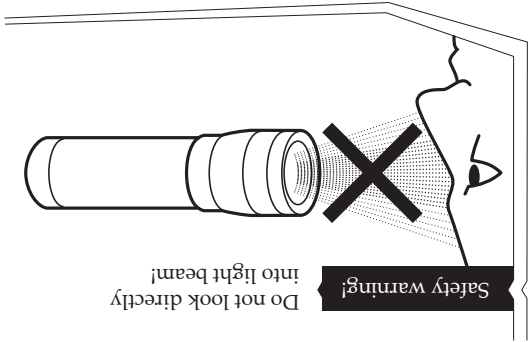
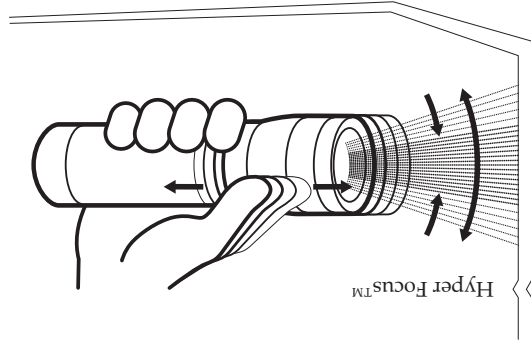


 suprabeam®

LAMP MODEL

Q7r

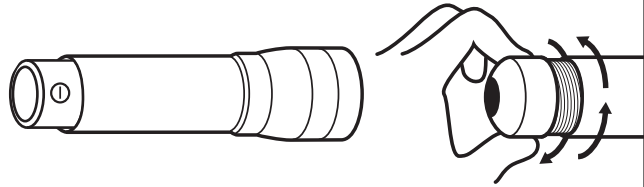
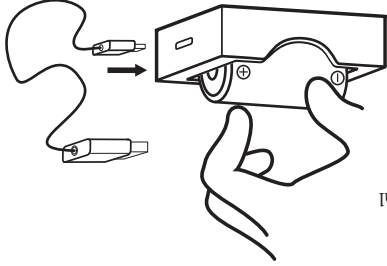
Manual



Battery Replacement and Charging

Attention!

When inserting the battery, ensure end cap is firmly screwed down past rubber seal



Changing torch light modes

The Suprabeam Q7r can deliver four different lighting modes:

1. BOOST mode, 300 lumens
(The microprocessor controller automatically reduces the output gradually to 200 lumens in the 5-10 minutes time period to maintain thermal protection)

2. HIGH mode with continuous output of 200 lumens

3. REDUCED mode with continuous output of 50 lumens

4. STROBE mode for self-defense or disorientation (10Hz)
To switch between these modes press or touch the switch repeatedly.

