



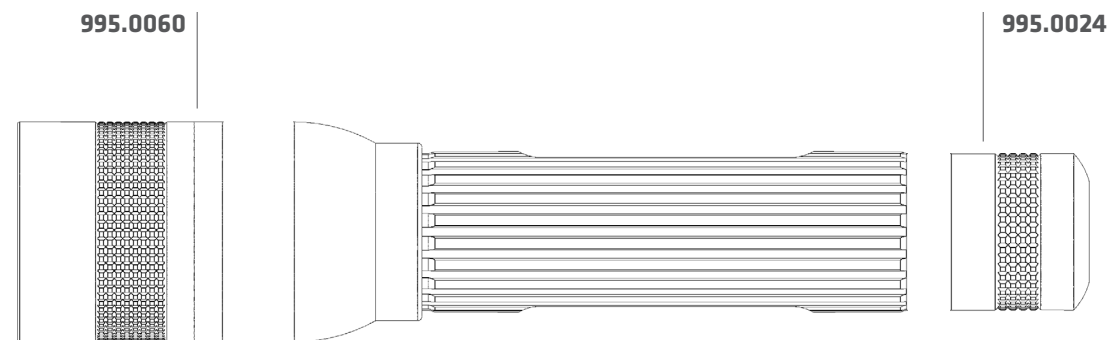


ACCESSORIES

PRODUCT	DESCRIPTION	PARTNUMBER	WEIGHT	SINGLE BOX SIZE	EAN CODE
	Color filter Set B/R/Y/G with adapter (for Q2/Q3/V3)	950.014	24 g	L: 7.0 cm, W: 6.5 cm, H: 3.5 cm	5704049901230

SPAREPARTS

PRODUCT	DESCRIPTION	PARTNUMBER	EAN CODE
	Nylon pouch for SUPRABEAM Q2	995.0025	5704049900561
	Switch complete for SUPRABEAM Q2	995.0024	5704049900554
	Replacement Lense for Q2, complete	995.0060	5704049901353



Distributor's Stamp:

Suprabeam is manufactured by the Steiner Group and distributed worldwide by:

Steiner A/S
Dyssen 3
DK-8200 Aarhus N, Denmark

Phone: +45 87 525 212
www.suprabeam.com
info@suprabeam.com



200 LUMENS



1 x AA



150 m



80 g



10° - 70°

502.1011

KEY FEATURES / UNIQUE SELLING POINTS (USP)



SLIDING HYPERFOCUS™

Focus from wide floodlight to narrow spot light. With the sliding Hyperfocus™ optical system it is easy to get the correct light output with a minimum loss of light. Just slide the head of the torch for the correct light setting and you are good to go.



INTELLIGENT LIGHT CONTROL

The advanced electronic micro controller offers dimming of the light power by simple switch operation. In addition, it controls the light output for optimized battery lifetime.



WATER RESISTANT - IPX4

The Q2 is rated IPX4, which means it is water resistant. Use the Q2 in all weather conditions without having to worry about your light.



PROFESSIONAL POUCH

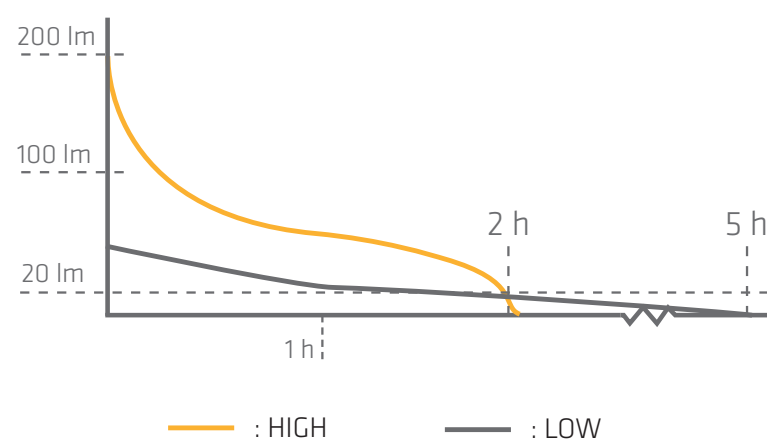
Keep your Q2 within grasp at all times with the included belt pouch. With the sturdy and reliable nylon fastener, there is no need to worry about your Q2 falling out.



TOUCH SWITCH

The endcap metal button is a switch with a task function, allowing you to step through the light modes without activating the lamp constantly. The different light functions are provided by our Intelligent Light Control circuit.

LIGHT CURVE AND RUNTIMES



HIGH	200 LUMENS 20	2 h
LOW	40 LUMENS 4	5 h

WHAT'S IN THE BOX

TORCH



BATTERY



STRAP



POUCH



MANUAL



DIMENSIONS



www.suprabeam.com

PACKAGING



PACKAGING

Customs Tariff Number:	8513 1000
Packaging:	Recyclable Cardboard Packaging
Single Box Content / Size / Weight:	1 pcs, height/width/depth: 17.5 x 12 x 3 cm / 198 g
Master Box Content / Size / Weight:	18 pcs, height/width/depth: 20.2 x 19.5 x 37.5 cm / 3.8 kg
Part. No.:	502.1011
EAN-CODE:	5704049908239

SPECIFICATIONS

LED / Focus Configuration:	1 CREE Power Chip / Sliding Hyperfocus™
Case Material / Surface Treatment:	Prime Aluminium quality 6061, anodized
Case Color:	Anthracite Dark Grey
Switch at Rear:	Quality Tested Metal Switch With Touch Function
Dimensions:	L: 116 mm, ø: 26 mm
Weight incl. Battery:	80 g
Ingress Protection Rating:	Splash Waterproof IPx4
Temperature (Operation):	-20°C to +50°C

ELECTRONICS

Built in Controller:	Yes, 2-step controller by press or touch
Standard Power Source:	1 x AA Alkaline
Compatible with rechargeable cells:	Yes, with AA NiMh 1.2V
Beam / Distance:	Variable from Spot to Floodlight / 150 Meters
Luminous Flux:	High: 200 lm / Low: 40 lm
Lighting Time:	High: 2 h / Low: 5 h
Accessories Included:	Pouch with Nylon Fastener and Press Stud
Charging Temperature:	-0°C to +45°C