






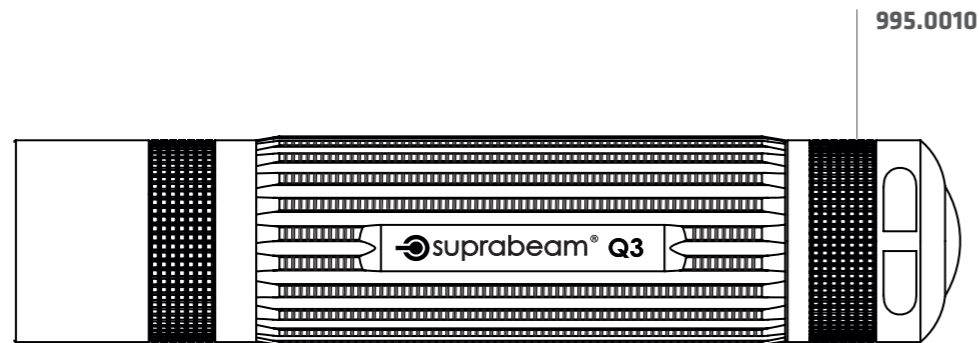


ACCESSORIES

PRODUCT	DESCRIPTION	PARTNUMBER	WEIGHT	SINGLE BOX SIZE	EAN CODE
	Color filter Set B/R/Y/G with adapter (for Q3/V3)	950.014	24 g	L: 17.0 cm, W: 11.0 cm, H: 4.5 cm	5704049901230
	Helmet: Adapter mount for torch - Universal	950.070	44 g	L: 17.0 cm, W: 11.0 cm, H: 5 cm	5704049905092
	Helmet adapter: Fast rail military helmet (Q3/Q7 series)	950.072	32 g	L: 17.0 cm, W: 11.0 cm, H: 5 cm	5704049905115
	Bike holder Q3/Q4/Q7 series	950.012	48 g	L: 17.0 cm, W: 11.0 cm, H: 5.5 cm	5704049904491
	Camping bulb Q3/V3 series	950.028	28 g	L: 7.0 cm, W: 6.5 cm, H: 3.5 cm	5704049901346

SPAREPARTS

PRODUCT	DESCRIPTION	PARTNUMBER	EAN CODE
	Nylon pouch for SUPRABEAM Q3	995.0005	5704049900585
	Switch complete for SUPRABEAM Q3	995.0010	5704049900295



Distributor's Stamp:

Suprabeam is manufactured by the Steiner Group and distributed worldwide by:

Steiner A/S
Dyssen 3
DK-8200 Aarhus N, Denmark

Phone: +45 87 525 212
www.suprabeam.com
info@suprabeam.com



380 LUMENS



3 x AAA



230 m



99 g



10° - 70°

503.1111

KEY FEATURES / UNIQUE SELLING POINTS (USP)



SLIDING HYPERFOCUS™

The sliding Hyperfocus™ optical system collects the LED radiance and distributes it with maximum efficiency from a perfect round flood light beam to a highly intensive, long range spot beam. All just by one-hand sliding of the head.



DIMMING + MEMORY

The new electronic task switch combined with our new dimming control, offer simple and stepless power adjustment from 380 down to 10 lumens. It memorizes the last used light output and upon one single click it activates maximum power again.



WATER RESISTANT - IPX4

The Q3 is rated IPX4, which means it is water resistant. Use the Q3 in all weather conditions without having to worry about your light.



PROFESSIONAL POUCH

Keep your Q3 within grasp at all times with the included belt pouch. With the sturdy and reliable nylon fastener, there is no need to worry about your Q3 falling out.



COMPATIBLE WITH NiMH

The Q3 is compatible with rechargeable NiMH batteries. If you are a heavy user, you can save a lot of money on alkaline batteries, using rechargeable NiMH batteries instead.



ELECTRONIC SWITCH

The Q3 is equipped with an intelligent electronic switch, that makes it possible for you to adjust the light level precisely for your needs.

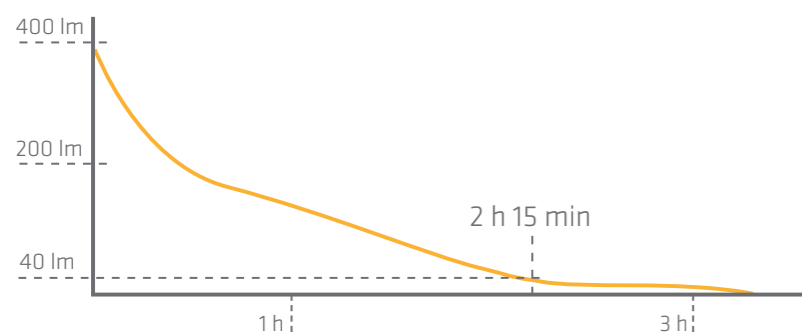
PACKAGING



PACKAGING

Customs Tariff Number:	8513 1000
Packaging:	Recyclable Cardboard Packaging
Single Box Content / Size / Weight:	1 pcs, height/width/depth: 17.5 x 12 x 3 cm / 215 g
Master Box Content / Size / Weight:	18 pcs, height/width/depth: 20.2 x 19.5 x 37.5 cm / 4.1 kg
Part. No.:	503.1111
EAN-CODE:	5704049908253

LIGHT CURVE AND RUNTIMES



MAX	380 LUMENS 38	2 h 15 min
DIMMING	380 LUMENS 10	2 ¹⁵ - 75 h

SPECIFICATIONS

LED / Focus Configuration:	1 CREE Power Chip / Sliding Hyperfocus™
Case Material / Surface Treatment:	Prime Aluminium quality 6061, anodized
Case Color:	Anthracite Dark Grey
Switch at Rear:	Electronic Switch with Solid Silicone Button
Dimensions:	L: 113.5 mm, ø: 26.5 mm
Weight incl. Battery:	99 g
Ingress Protection Rating:	Splash Waterproof IPx4
Temperature (Operation):	-20°C to +50°C

WHAT'S IN THE BOX



DIMENSIONS



ELECTRONICS

Built in Controller:	Yes, dimmable
Standard Power Source:	3 x AAA Alkaline
Compatible with rechargeable cells:	Yes, with AAA NiMH 1.2V
Beam / Distance:	Variable from Spot to Floodlight / 230 Meters
Luminous Flux:	Max: 380 lm / Dim: 380-10 lm
Lighting Time:	Max: 2 h 15 min / Low dim: 75 h
Accessories Included:	Pouch with Nylon Fastener and Press Stud, Strap