




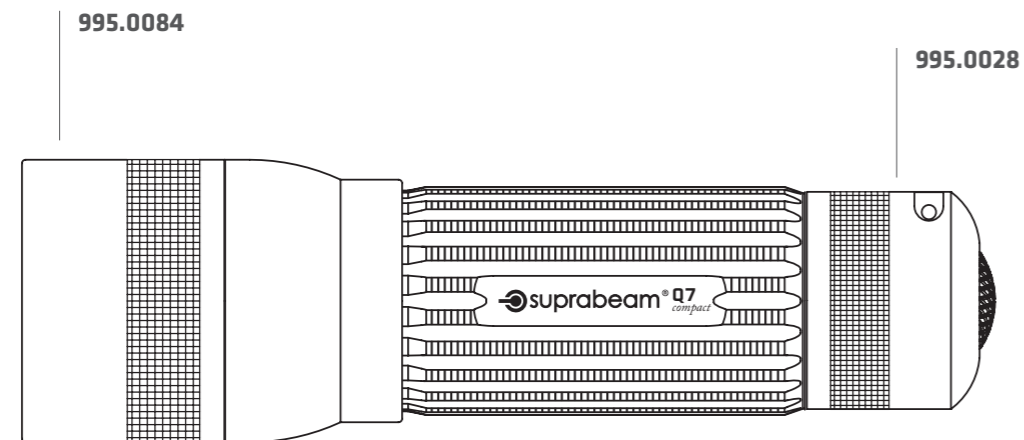


## ACCESSORIES

PRODUCT	DESCRIPTION	PARTNUMBER	WEIGHT	SINGLE BOX SIZE	EAN CODE
	Traffic Cone Orange	950.081	50 g	L: 18.0 cm, W: 4.5 cm, H: 4.5 cm	5704049907256
	Traffic Cone Yellow	950.087	50 g	L: 18.0 cm, W: 4.5 cm, H: 4.5 cm	5704049907485
	Bike holder Q3/Q4/Q7 series	950.012	48 g	L: 17.0 cm, W: 11.0 cm, H: 5.5 cm	5704049904491

## SPAREPARTS

PRODUCT	DESCRIPTION	PARTNUMBER	EAN CODE
	Nylon pouch for SUPRABEAM Q7compact	995.0031	5704049900639
	Switch complete for SUPRABEAM Q7compact	995.0028	5704049900608
	Lens complete for SUPRABEAM Q7compact	995.0084	5704049904750



Distributor's Stamp:

Suprabeam is manufactured by the Steiner Group and distributed worldwide by:

Steiner A/S  
Dyssen 3  
DK-8200 Aarhus N, Denmark

Phone: +45 87 525 212  
[www.suprabeam.com](http://www.suprabeam.com)  
[info@suprabeam.com](mailto:info@suprabeam.com)



400  
LUMENS



4 x AAA



220 m



196 g



10° - 70°

507.2505

## KEY FEATURES / UNIQUE SELLING POINTS (USP)



### SLIDING HYPERFOCUS™

The sliding Hyperfocus™ optical system collects the LED radiance and distributes it with maximum efficiency from a perfect round floodlight beam to a highly intensive, long range spot beam. All just by one-hand sliding of the head.



### 5 STEP ELECTRONICS WITH STROBE

Inside the Q7compact is a 5 step electronic control, delivering 4 different light levels and a 10HZ strobe. The switching between the different steps is easily preformed by simply touching the solid silicone switch at the tail-cap switch.



### FOCUS LOCK

When the torch is slid to Focus, simply turn the head a couple of degrees to the left to enable the lock-function. This will engage a brake-function which will prevent unwanted sliding from focus to flood beam.



### PROFESSIONAL POUCH

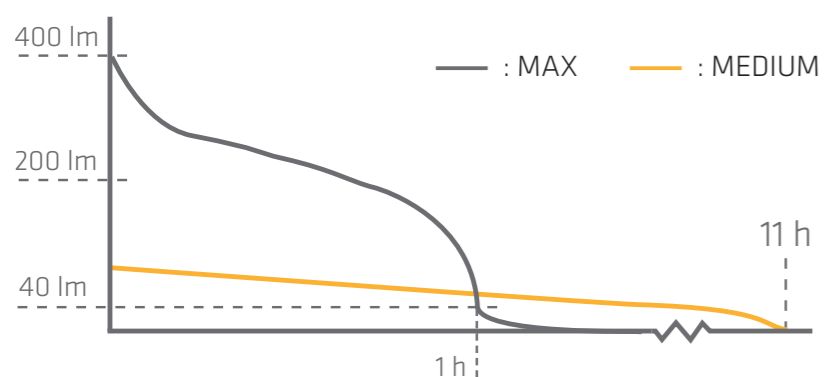
Keep your Q7compact within grasp at all times with the included belt pouch. With the sturdy and reliable nylon fastener, there is no need to worry about your Q7compact falling out.



### COMPATIBLE WITH NiMH

The Q7compact is compatible with rechargeable NiMH batteries. If you are a heavy user, you can save a lot of money on alkaline batteries, using rechargeable NiMH batteries instead.

## LIGHT CURVE AND RUNTIMES



MAX	400 LUMENS 40	1 h
HIGH	200 LUMENS 20	1 h 30 min
MEDIUM	50 LUMENS 5	11 h
LOW	15 LUMENS 1.5	75 h

## WHAT'S IN THE BOX

TORCH



BATTERY



STRAP



POUCH



MANUAL



## DIMENSIONS



www.suprabeam.com

## PACKAGING



### PACKAGING



### REUSABLE LABEL



### PRESENTATION

Customs Tariff Number:	8513 1000
Packaging:	Presentation tube
Single Box Content / Size / Weight:	1 pcs, height/diameter, 18 x 9.7 cm / 337 g
Master Box Content / Size / Weight:	32 pcs, 41 x 41 x 40 cm / 12.5 kg
Part. No.:	507.2505
EAN-CODE:	5704049902848

## SPECIFICATIONS

LED / Focus Configuration:	1 CREE Power Chip / Sliding Hyperfocus™
Case Material / Surface Treatment:	Prime Aluminium quality 6061, anodized
Case Color:	Anthracite Dark Grey
Switch at Rear:	Electronic Switch with Solid Silicone Button
Dimensions:	L: 134 mm, ø: 39 mm
Weight incl. Battery:	196 g
Ingress Protection Rating:	Splash Waterproof IPx4
Temperature (Operation):	-20°C to +50°C

## ELECTRONICS

Built in Controller:	Yes, 5-step controller by press or touch
Standard Power Source:	4 x AAA Alkaline
Compatible with rechargeable cells:	Yes, with AAA NiMh 1.2V
Beam / Distance:	Variable from Spot to Floodlight / 220 Meters
Luminous Flux:	Max: 400 lm / High: 200 lm / Medium: 50 lm / Low: 15 lm
Lighting Time:	Max: 1 h / High: 1 h 30 min / Medium: 11 h / Low: 75 h
Accessories Included:	Pouch with Nylon Fastener and Press Stud, Strap