

# S4




## PACKAGING




# 300 LUMENS

## SPECIFICATIONS



## WHAT'S IN THE BOX



## UNIQUE SELLING POINTS (USP)

### HELMET MOUNT COMPATIBLE

The helmet mount is an accessory of the S-series headlamps that will let you fit the headlamp securely on your safety helmet, using the mounting slot in front fitted on most safety helmets.

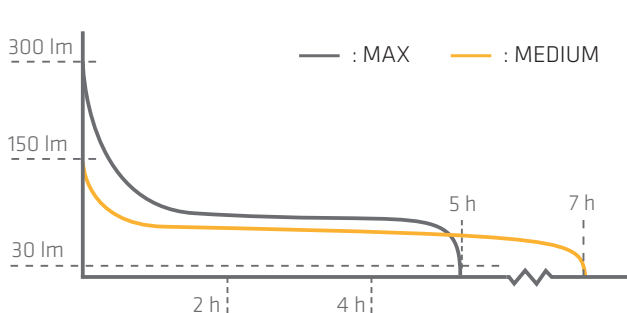
### DUAL OPTICS

S4 has two different optical lenses. One lens creating a wide flood light, providing an even distributed light covering a large area. The second optical lens is a mixed beam lens providing a 20 degree spot with a 60 degree stray light.

### DUAL ENERGY

The S4 has the new Suprabeam DUAL ENERGY concept allowing to power it by 3xAAA alkaline batteries or by the optional 1400 mAh Li-Po USB rechargeable battery. Thereby making it easily possible to switch between the powerful and environmental friendly rechargeable battery or convenient alkaline batteries.

## LIGHT CURVE AND RUNTIMES



MAX (BOTH LED'S)	300 LUMENS 30	5 h
MEDIUM	150 LUMENS 15	7 h
LOW	75 LUMENS 7.5	10 h

# SPECIFICATIONS

<b>LED / Focus configuration:</b>	2 CREE Power Chip
<b>Case Material / Surface Treatment:</b>	Hi-Tech Plastic Compound
<b>Case Color:</b>	Black / Transparent blue
<b>Switch:</b>	2 Silicone Switches: Flood/Spot / Mix and Transport lock
<b>Headband:</b>	With silicone stripes
<b>Weight incl. battery:</b>	140g
<b>Ingress Protection Rating:</b>	Waterproof (up to 1m) IP68
<b>Temperature:</b>	-20°C to +50°C

# ELECTRONICS

<b>Built in Controller:</b>	Yes, 3-step controller by press
<b>Standard Power Source:</b>	3 x AAA
<b>Beam / Distance:</b>	Fixed Beam Flood and Spot / 85 Meters
<b>Luminous Flux:</b>	Max: 300 lm / Medium: 150 lm / Low: 75 lm
<b>Lighting Time:</b>	Max: 5h / Medium: 7h / Low: 10h
<b>Accessories included:</b>	Removable, Washable Headband

# PACKAGING

<b>Customs Tariff Number:</b>	8513 1000
<b>Packaging:</b>	Transparent plastic packaging
<b>Single Box Content / Size / Weight:</b>	1 pcs, height/diameter, 14 x 8.5 cm / 202 g
<b>Master Box Content / Size / Weight:</b>	32 pcs, 35 x 35 x 29 cm / 8.0 kg
<b>Order's Address:</b>	info@suprabeam.com

# FEATURES



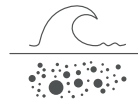
## INTELLIGENT LIGHT CONTROL (ILC)

Our intelligent light control lets you switch between different light outputs



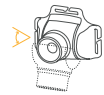
## COOLING CORE

The high strength aluminium cooperates with the "heatsink" to cool off the LED



## WATER- AND DUSTPROOF - IP68

A water- and dustproof product with IP68 rating



## ADJUSTABLE ANGLE

Adjust the angle of your headlamp for all kinds of situations



## TRANSPORTATION LOCK

Lets you lock the buttons on your headlamp for transportation



## DUAL ENERGY

Making it possible to use the product with rechargeable batteries or alkaline batteries



## HELMET MOUNT COMPATIBLE

Enables you to mount your headlamp on a helmet with a helmet mount



## DUAL OPTICS

Two different optical lenses, one creating a wide flood light and one a mixed beam