

ACCESSORIES

PRODUCT	DESCRIPTION	PARTNUMBER	WEIGHT	SINGLE BOX SIZE	EAN CODE
	Tripod for single lamp mount	410.9003	2.6 kg	L: 77 cm, W: 16 cm, H: 16 cm	5704049908116
	Spare battery with USB 5V/2A out.(5200mAh / 14.4V incl. internal charging!)	410.9001	554 g	H: 11.6 cm, W: 8.5 cm, D: 7 cm	5704049908093

DIMENSIONS



13.1 cm



17.6 cm

28.8 cm

Distributor's Stamp:

Distributed worldwide by:  
  
Steiner A/S  
Dyssen 3  
DK-8200 Aarhus N, Denmark  
  
Phone: +45 87 525 212  
[www.suprabeam.com](http://www.suprabeam.com)  
[info@suprabeam.com](mailto:info@suprabeam.com)



# W6r



# 4600 LUMENS



Li-ion  
76.9 Wh



2140 g



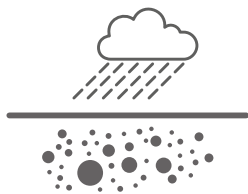
2x110°



IP54

410.1301

KEY FEATURES / UNIQUE SELLING POINTS (USP)



WATER- AND DUST RESISTANT - IP54

Tested according to IP54 ensures water resistant and dust resistant protection. Designed for trouble-free usage in the field even in wet, dirty or dusty conditions.



180° ROTATING LIGHT

The W6r has two lightpanels, which can be rotated 180° individually. This means the W6r will be able to deliver light in two different directions at the same time.



90° ADJUSTABLE HANDLE

The 90° flexible handle on the W6r ensures a very flexible og versatile worklight for multiple situations.



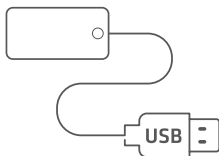
EXTERNAL BATTERY

The externally charged 5200 mAh Li-ion battery can be charged, while using a spare battery in the W6r. Spare battery is sold separately (410.9001)



HIGH CRI +80

The W6r has High CRI (+80) to bring out the true colors. With the High CRI the W6r provides the most natural colors to make the workday alot easier.



POWER BANK FUNCTION

The battery for the W6r can be used as a power bank. The battery inside the W6r has a USB 5V/2A Output on the back for charging a mobile phone.

PACKAGING



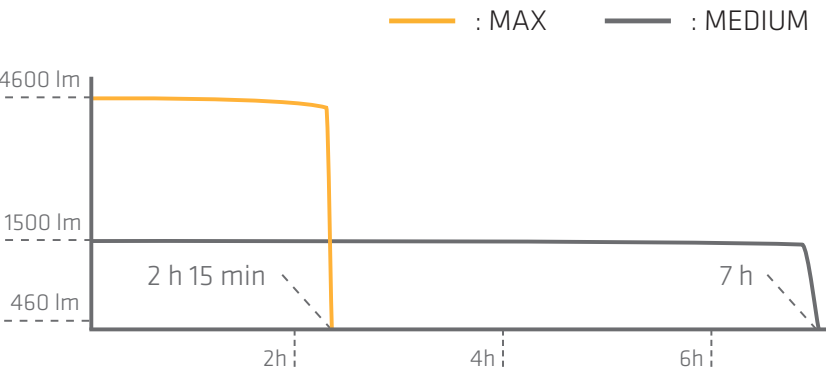
PACKAGING

Customs Tariff Number:	9405 4099
Packaging:	Carton Box
Single Box Content / Size / Weight:	1 pcs, Height/Width/Depth, 31.8/18.2/16 cm / 2660 g
Master Box Content / Size / Weight:	4 pcs, 38 x 33.5 x 33.5 cm / 11.2 kg
Part. No.:	410.1301
EAN-CODE:	5704049908086

SPECIFICATIONS

LED / Focus Configuration:	120pcsx SMD LEDs, 5700K
Case Material / Surface Treatment:	2K Plastic Soft/Hard
Case Color:	Black / Light Grey
Switch:	MAX, HIGH, MEDIUM, LOW
Dimensions:	H: 288mm, W: 176mm, D: 131mm
Weight incl. Battery:	2410g
Ingress Protection/Impact Protection Rating:	Water Resistant and Dustproof IP54 / IK07
Temperature (Operation):	-10°C to +40°C

LIGHT CURVE AND RUNTIMES



MAX	4600 LUMENS	2 h   15 min
HIGH	3000 LUMENS	3 h   30 min
MEDIUM	1500 LUMENS	7 h
LOW	750 LUMENS	14 h

WHAT'S IN THE BOX

WORKLIGHT



ADAPTER



BATTERY



ELECTRONICS

Built in Controller:	Yes, 4-step Controller by Press
Standard Power Source:	Li-ion 14.8V, 5200 mAh, 76.96 Wh
Charging Time:	5 hours
Beam Type / Distance:	90° Adjustable Handle, 2x180° Adjustable Floodlight / 80 m
Luminous Flux:	Max: 4600lm, High: 3000lm, Medium: 1500lm, Low: 750lm
Lighting Time:	Max: 2h 15 min, High: 3h 30 min, Medium: 7h, Low: 14h
Accessories Included:	110V -240V AC/DC Charger / 20V 1.1A
Charging Temperature:	-0°C to +45°C